

Waverley House

Etnam Street, Leominster, Herefordshire HR6 8AQ

01568 612126

Residential Care

Dementia Care

Nursing Dementia





Welcome to **Waverley House**

Waverley House provides a specialist nursing care service for people with dementia and residential care. As well as developing friendships in the home we encourage residents to establish and maintain close links with their relatives, friends and the local community.

The home practises independent living techniques, including for Service Users who have dementia, with the aim of achieving the best possible quality of life for as long as possible.

A number of activities and therapies are available depending upon requirements and Waverley House's friendly team of staff benefit from a range of regular training programmes






Waverley House Overview

A unique environment with -

- All rooms en-suite
- Spacious single rooms
- First class catering
- Home from home environment
- Full disabled access
- Tailored activities
- Secure Gardens
- Beauty Treatments

7 Beds Residential
30 Beds Dementia Nursing
10 Beds Dementia Residential

We proudly deliver person-centric care focused around our residents wellbeing and their families. Freshly cooked meals, activities and local community involvement.



Take a look inside with a
Virtual Tour of Waverley House
 on www.shaw.co.uk

Waverley House are remarkable with their consistent love, sensitive care and professionalism. All the staff really care about all the residents. For me as next of kin, they've been really caring for many years for my Mom with her dementia and in the end-of-life stages, they were so supportive of us as a family.

Son of Resident







Food & Nutrition

We employ chefs at our services to deliver varied meals that provide flavour and nutrition.

Our menus rotate monthly and are peppered with family favourites, there are always alternative options to cater for all tastes; fish & chips, roast dinners, pies, soups/casseroles, bangers & mash.

We have communal eating areas with laid tables or individuals can eat in their own rooms if they choose.

Any medical, cultural or religious dietary requirements are included in individual's care plans.



Shaw healthcare
wellness • happiness • kindness

Sample Food Menu

Our chef prepares all meals on site using fresh, locally sourced produce and can cater for health dietary requirements such as diabetes and also for other cuisine needs.

Monday
Option 1. Beef Casserole, Parsley Potatoes, Vegetables
Option 2. Ploughman's Lunch

Tuesday
Option 1. Ham & Parsley Sauce, New Potatoes, Vegetables
Option 2. Sandwich Selection

Wednesday
Option 1. Roast Pork & Apple Sauce, Roast Potatoes, Vegetables & Gravy
Option 2. Pea & Ham Soup

Thursday
Option 1. Chicken Stroganoff & Rice
Option 2. Mushroom Omelette

Friday
Option 1. Breaded Haddock, Fries & Petit-Pois
Option 2. Cheese Board

Saturday
Option 1. Cottage Pie, Peas, Carrots & Gravy
Option 2. Chicken Curry

Sunday
Option 1. Roast Turkey, Cranberry Sauce, Roast Potatoes, Vegetables & Gravy
Option 2. Ham Salad

Activities

At our residential services we have activity programmes to promote healthy minds and wellbeing. We adapt our programmes based on the feedback of our individuals and try to promote creativity and enjoyment. Individuals are invited to participate but it is not compulsory.



Shaw healthcare
wellness • happiness • kindness


Sample Activities

Our activity schedules aim to both mentally and physically stimulate participants, they place emphasis on therapeutic enjoyment and provide opportunities to be social.

Sample Week

Monday
AM Water Colour Painting PM Chair Aerobics
Tuesday
AM Gardening PM Music Therapy
Wednesday
AM PAT Dog Visit PM Bingo
Thursday
AM Puzzles & Games PM Arts & Crafts
Friday
AM Spa Treatments PM Musical Entertainment
Saturday
AM Day Trip PM Bingo
Sunday
AM Coffee Morning PM Movie Night

The poster features a vibrant illustration of a residential care community with various buildings, trees, and a blue sky with white clouds. The text is presented in a clean, modern font, with the main title 'Sample Activities' in a large, bold, white font against a dark orange background. The weekly schedule is listed in a smaller, white font on a dark orange background, with each day's activities clearly separated.



Cost of Care

Choosing a care home can be a difficult time, understanding the types of care available and how the fees will apply to you.

The fees can vary according to whether you will be Self Funded or Local Authority funded and also on the individual and your care requirements.

Shaw healthcare offer a personalised care plan to ensure all of your needs are fully catered for. We can help you with calculating the cost of care through a Care Assessment to determine what your fees will be.

The Next Steps

Call

Call us to discuss your care requirements or to arrange a visit on;

01568 612126

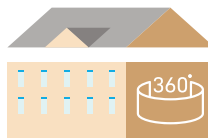
Email

marketing@shaw.co.uk

Arrange a Visit/View

www.shaw.co.uk/waverley

Take a Virtual Tour. Read our reviews





Shaw healthcare

wellness • happiness • kindness

 [shawhealthcare](https://www.facebook.com/shawhealthcare)  [@shawhealthcare](https://twitter.com/shawhealthcare)

