

Burleys Wood

Furnace Drive, Furnace Green, Crawley RH10 6JE

01293 554660

Residential Dementia

Nursing Care

Respite Care





Welcome to **Burleys Wood**

Burleys Wood Care Home is a modern facility located a short distance from Crawley town centre, that is split into six wings of ten en-suite bedrooms dedicated to a range of personal needs.

The home's interior is spacious and is well-kept to high standards of hygiene and safety, by a team of friendly staff who have good relationships with residents, keeping their overall well-being always in mind.

Shaw Healthcare have an excellent reputation, having won a number of awards for advanced and innovative care over recent years and developed many new care service for the benefit of the elderly and disabled.






Burleys Wood Overview

A unique environment with -

- Assisted bathrooms
- Full wheelchair access
- Passenger lifts
- TV points in rooms
- Telephone points in room
- Secure garden
- Laundry service
- Dietary options
- Beauty treatments
- **30 Beds** Dementia Care
- **30 Beds** Elderly Frail Nursing

We proudly deliver person-centric care focused around our residents wellbeing and their families. Freshly cooked meals, activities and local community involvement.



Take a look inside with a **Virtual Tour** of Burleys Wood on www.shaw.co.uk

My mum was a resident in Burleys Wood for almost five and a half years, and in that time I found all the staff there to be kind, friendly and very attentive to my mother. They treated me with compassion and kindness and I cannot speak highly enough about them.

Son of Resident

Regulated by







Food & Nutrition

We employ chefs at our services to deliver varied meals that provide flavour and nutrition.

Our menus rotate monthly and are peppered with family favourites, there are always alternative options to cater for all tastes; fish & chips, roast dinners, pies, soups/casseroles, bangers & mash.

We have communal eating areas with laid tables or individuals can eat in their own rooms if they choose.

Any medical, cultural or religious dietary requirements are included in individual's care plans.



Shaw healthcare
wellness • happiness • kindness

Sample Food Menu

Our chef prepares all meals on site using fresh, locally sourced produce and can cater for health dietary requirements such as diabetes and also for other cuisine needs.

Monday
Option 1. Beef Casserole, Parsley Potatoes, Vegetables
Option 2. Ploughman's Lunch

Tuesday
Option 1. Ham & Parsley Sauce, New Potatoes, Vegetables
Option 2. Sandwich Selection

Wednesday
Option 1. Roast Pork & Apple Sauce, Roast Potatoes, Vegetables & Gravy
Option 2. Pea & Ham Soup

Thursday
Option 1. Chicken Stroganoff & Rice
Option 2. Mushroom Omelette

Friday
Option 1. Breaded Haddock, Fries & Petit-Pois
Option 2. Cheese Board

Saturday
Option 1. Cottage Pie, Peas, Carrots & Gravy
Option 2. Chicken Curry

Sunday
Option 1. Roast Turkey, Cranberry Sauce, Roast Potatoes, Vegetables & Gravy
Option 2. Ham Salad

Activities

At our residential services we have activity programmes to promote healthy minds and wellbeing. We adapt our programmes based on the feedback of our individuals and try to promote creativity and enjoyment. Individuals are invited to participate but it is not compulsory.



Shaw healthcare
wellness • happiness • kindness


Sample Activities

Our activity schedules aim to both mentally and physically stimulate participants, they place emphasis on therapeutic enjoyment and provide opportunities to be social.

Sample Week

Monday
AM Water Colour Painting PM Chair Aerobics
Tuesday
AM Gardening PM Music Therapy
Wednesday
AM PAT Dog Visit PM Bingo
Thursday
AM Puzzles & Games PM Arts & Crafts
Friday
AM Spa Treatments PM Musical Entertainment
Saturday
AM Day Trip PM Bingo
Sunday
AM Coffee Morning PM Movie Night

The poster features a vibrant illustration of a residential care community with various buildings, trees, and a blue sky with clouds. The text is presented in a clean, modern font, with the main title 'Sample Activities' in a large, bold, white font against a dark blue background. The weekly schedule is listed in a smaller, white font on a dark blue rectangular background.



Cost of Care

Choosing a care home can be a difficult time, understanding the types of care available and how the fees will apply to you.

The fees can vary according to whether you will be Self Funded or Local Authority funded and also on the individual and your care requirements.

Shaw healthcare offer a personalised care plan to ensure all of your needs are fully catered for. We can help you with calculating the cost of care through a Care Assessment to determine what your fees will be.

The Next Steps

Call

Call us to discuss your care requirements or to arrange a visit on;

01293 554660

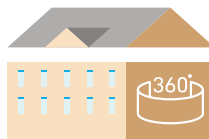
Email

marketing@shaw.co.uk

Arrange a Visit/View

www.shaw.co.uk/burleyswood

Take a Virtual Tour. Read our reviews





Shaw healthcare

wellness • happiness • kindness

 [shawhealthcare](https://www.facebook.com/shawhealthcare)  [@shawhealthcare](https://twitter.com/shawhealthcare)

