

Mill River Lodge

Dukes Square, Denne Road, Horsham RH12 1JF

01403 227070

Residential Care

Dementia Care

Elderly Frail Nursing





Welcome to **Mill River Lodge**

Mill River Lodge care home is situated in the picturesque West Sussex town of Horsham and is close to the town centre with all its shops and amenities. The superb purpose built care home opened in 2007.

As well as developing friendships in the home we encourage residents to establish and maintain close links with their relatives, friends and the local community.

Mill River Lodge specialises in admissions for a number of care needs, being purpose-built to suit the needs of the elderly and disabled, and with staff who are also skilled in providing respite and dementia care.






Mill River Lodge Overview

A unique environment with -

- Assisted bathrooms
- Full wheelchair access
- Passenger lifts
- TV points in rooms
- Telephone points in room
- Secure garden
- Laundry service
- Dietary options
- Beauty treatments
- **10 Beds Residential Care**
- **40 Beds Dementia Care**
- **20 Beds Elderly Frail Nursing**


We proudly deliver person-centric care focused around our residents wellbeing and their families. Freshly cooked meals, activities and local community involvement.



Take a look inside with a **Virtual Tour** of Mill River Lodge on www.shaw.co.uk

Mill River Lodge has been a sense of comfort to my nan over the years. The staff have always been there to help with her needs no matter what mood she's in. Always happy to help me or my family out as well.

Grandson of Resident





Food & Nutrition

We employ chefs at our services to deliver varied meals that provide flavour and nutrition.

Our menus rotate monthly and are peppered with family favourites, there are always alternative options to cater for all tastes; fish & chips, roast dinners, pies, soups/casseroles, bangers & mash.

We have communal eating areas with laid tables or individuals can eat in their own rooms if they choose.

Any medical, cultural or religious dietary requirements are included in individual's care plans.

Shaw healthcare
wellness • happiness • kindness

Sample Food Menu

Our chef prepares all meals on site using fresh, locally sourced produce and can cater for health dietary requirements such as diabetes and also for other cuisine needs.

Monday

- Option 1. Beef Casserole, Parsley Potatoes, Vegetables
- Option 2. Ploughman's Lunch

Tuesday

- Option 1. Ham & Parsley Sauce, New Potatoes, Vegetables
- Option 2. Sandwich Selection

Wednesday

- Option 1. Roast Pork & Apple Sauce, Roast Potatoes, Vegetables & Gravy
- Option 2. Pea & Ham Soup

Thursday

- Option 1. Chicken Stroganoff & Rice
- Option 2. Mushroom Omelette

Friday

- Option 1. Breaded Haddock, Fries & Petit-Pois
- Option 2. Cheese Board

Saturday

- Option 1. Cottage Pie, Peas, Carrots & Gravy
- Option 2. Chicken Curry

Sunday

- Option 1. Roast Turkey, Cranberry Sauce, Roast Potatoes, Vegetables & Gravy
- Option 2. Ham Salad



Activities

At our residential services we have activity programmes to promote healthy minds and wellbeing. We adapt our programmes based on the feedback of our individuals and try to promote creativity and enjoyment. Individuals are invited to participate but it is not compulsory.

Shaw healthcare
wellness • happiness • kindness

Sample Activities

Our activity schedules aim to both mentally and physically stimulate participants, they place emphasis on therapeutic enjoyment and provide opportunities to be social.

Sample Week

- Monday**
AM Water Colour Painting PM Chair Aerobics
- Tuesday**
AM Gardening PM Music Therapy
- Wednesday**
AM PAT Dog Visit PM Bingo
- Thursday**
AM Puzzles & Games PM Arts & Crafts
- Friday**
AM Spa Treatments PM Musical Entertainment
- Saturday**
AM Day Trip PM Bingo
- Sunday**
AM Coffee Morning PM Movie Night



Cost of Care

Choosing a care home can be a difficult time, understanding the types of care available and how the fees will apply to you.

The fees can vary according to whether you will be Self Funded or Local Authority funded and also on the individual and your care requirements.

Shaw healthcare offer a personalised care plan to ensure all of your needs are fully catered for. We can help you with calculating the cost of care through a Care Assessment to determine what your fees will be.

The Next Steps

Call

Call us to discuss your care requirements or to arrange a visit on;

01403 227070

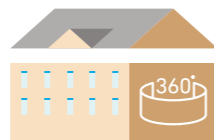
Email

marketing@shaw.co.uk

Arrange a Visit/View

www.shaw.co.uk/millriverlodge

Take a Virtual Tour. Read our reviews



Shaw healthcare

wellness • happiness • kindness

 [shawhealthcare](#)  [@shawhealthcare](#)

